

MAKING GRAM PANCHAYAT DEVELOPMENT PLAN RISK INFORMED & CHILD FRIENDLY

A Training Module for Elected Representatives of Gram Panchayat

(A pilot initiative under child centered-DRR programme in West Bengal)

Supported by:



Devolved by:





MAKING GRAM PANCHAYAT DEVELOPMENT PLAN RISK INFORMED & CHILD FRIENDLY

A Training Module for Elected Representatives of Gram Panchayat

Supported by: UNICEF

Developed by: PRACTICAL ACTION, M-76, Madhusudan Nagar
Unit-IV, Bhubaneswar-751001, Odisha, India

Designed by: PRASAR MEDIA COMMUNICATION, Bhubaneswar-751007, Odisha



MAKING GRAM PANCHAYAT DEVELOPMENT PLAN RISK INFORMED & CHILD FRIENDLY

A Training Module for Elected Representatives of Gram Panchayat

Supported by:



Devolved by:



CONTENTS

Section 1: Introduction.....	02
Section 2: Structure of the Training Module	03
Day 1	3-9
Session 01: Introduction to the training and other formalities	03
Session 1.1: Basics of Child Friendly and Risk Informed Local Governance.....	04
Session 1.2: Risks, Hazards, Vulnerabilities and its impact on child friendly initiatives.....	05
Session 1.3: Various aspects of short and long term disaster proofing and risk reduction ..	06
Day 2	8-14
Session 2.0: Recap of Day -1	08
Session 2.1: Various aspects of short and long term disaster proofing and risk reduction- continued.....	08
Session 2.2: Role of PRIs in Disaster Management and other State specific information	09
Session 2.3: Integrating DRR and DM related issues into annual (routine) GP planning / GPDP	10
Concluding Session	12
Section 3: Notes for the Resource Persons.....	12
References	14
List of List of key informants/respondents.....	14

Abbreviations

ATI	Administrative Training Institute	NDMA	National Disaster Management Act
AIIH & PH	All India Institute of Hygiene and Public Health	NDRF	National Disaster Response Force
BDMO	Block Disaster Management Officer	PS	Panchayat Samiti
BIS	Bureau of Indian Standards	PRI	Panchayati Raj Institution
CBDRR	Community Based Disaster Risk Reduction	PWD	Public Works Department
CBO	Community Based Organization	PHED	Public Health Engineering Department
CFLG	Child Friendly Local Governance	P & RD	Panchayat Raj and Rural Development
CSS	Centrally Sponsored Scheme	QRT	Quick Response Team
CF RI	Child Friendly Risk Informed	RGSA	Rashtriya Gram Swaraj Abhiyan
DM	Disaster Management	SDRF	State Disaster Response Force
DRR	Disaster Risk Reduction	SHG	Self Help Group
DDMP	District Disaster Management Plan	SDDMO	Sub-Divisional Disaster Management Officer
GP	Gram Panchayat	SSS	State Sponsored Scheme
		STARPARD	Society for Training and Research on Panchayats and Rural Development
GPFT	Gram Panchayat Facilitation Team	ZP	Zilla Parishad
GPDP	Gram Panchayat Development Plan		
Gol	Government of India		
GoWB	Government of West Bengal		
ICDS	Integrated Child Development Scheme		
ICPS	Integrated Child Protection Scheme		
MWCD	Ministry of Women and Child Development		
NGO	Non -Government Organization		
NIDM	National Institute of Disaster Management		
NMCH	National Medical College and Hospital		

Introduction



1.1 About the Training Module

The training module is developed with a view to build the capacities of GP members, Pradhan and Upa-Pradhan; GP level officials; CBOs (SHGs, Youth Clubs); Volunteers and members of the quick response team; Service delivery functionaries at the GP level; line department officials at the PS level; Gram Panchayat Facilitation Team and others for preparing a Child Friendly & Risk Informed GPDP. The module has explained various aspects of village profile, vulnerabilities and hazards including child related risks, specific needs of children and the ways to prepare a participatory action plan to reduce the risks of children and others in the event of any disaster.

1.2 Purpose of the Training Module

The purpose of the training module is to:-

- To strengthen the knowledge of Gram Panchayat representatives, Pradhan and Upa-Pradhan on child specific needs and their vulnerability in pre, during and post-disaster situations;
- To develop understanding on key components of child friendly and risk-informed GPDP;
- To build the capacities of elected representatives of GP to prepare Child Friendly & Risk Informed GPDP;
- To enhance knowledge and skill of GP representatives to mainstream child related risks and their specific needs into GPDP.


This module is a modification of the previous module based on feedback from the Panchayat Samiti, Gram Panchayat representatives, community members, service delivery personnel, CBOs, volunteers trained in disaster response, officials of the Society for Training and Research on Panchayats and Rural Development (STARPARD), Dept. of Panchayati Raj & Rural Development, Govt. of West Bengal. (List of key informants / respondents is provided in **Annexure I**)

The modification was also based on the review of topics covered in different training programmes conducted by the Administrative

SECTION-1

Training Institute, Kolkata for officials of the education, health, engineering and Women & Child Development Departments of the Government of WB. The training module developed by STARPARD for GP members, training module on role of PRIs in CBDRR developed for the State of Bihar, training course on role of PRIs in Disaster Management developed by NIDM, Guntur, Andhra Pradesh, Rashtriya Gram Swaraj Abhiyan (RGSA) Annual Plan Summary of Govt. of West Bengal (2019-20) etc were also referred to while developing the module.

While revising the module, it was kept in mind that disasters are not just a one-time phenomenon but it lasts for a few days and calls for attention in all the phases i.e, before, during and after the disaster. There are also disasters which occur as a result of negligence; which are otherwise preventable with timely attention, action and allocation of appropriate resources. It is therefore pertinent for local bodies to take timely steps to prevent and to reduce the impact of disasters on children.



Structure of the Training Module



2.1 Session plan

The revised training module has been designed for 2 days duration to make it comprehensive and to cover various aspects child-centered disaster risk reduction. The day wise session plan and contents are as follows.

Day 1

Session 01: Introduction to the training and other formalities

Duration: 30 minutes

Introduction amongst the participants: Introduction to the training programme should be clear and precise. Innovative means of self-introduction can be adopted so that participants know each other well.

Objectives of the training: The facilitator should very clearly lay down the objectives of the training and at the same time also elicit responses from the participants about their expectations from the training. (If the participants are identified and the list is finalized, they can be to come prepare with their expectations).

Setting the ground rules: The facilitator should encourage participants to identify the do's and don'ts to be followed during the 3 days training and put it down in writing so that everybody remembers.

Session 1.1: Basics of Child Friendly and Risk Informed Local Governance

Duration: 2.0 hours

Resource person: Personnel from the District Planning Office, Master trainers received training on participatory / decentralized planning process, subject matter specialists on behalf of UNICEF.

Learning objectives:

At the end of the session, the participants will be able to—

- ⇒ understand the concept of child friendly local governance
- ⇒ understand the importance of the role of the Gram Panchayat, its members and other stakeholders in the village
- ⇒ get an idea of participatory planning at the Gram Panchayat level

Learning points:

- ⇒ Concept of child friendly local governance
- ⇒ Participatory planning process

SECTION-2

Resource Person's Guide:

Duration	Session	Session Plan
15 minutes	The need of Child Friendly Local Governance (CFLG), its importance and rationale.	Before a formal presentation, ask the participants what do they mean by Child friendliness in general and then how would they like to make their GP child friendly. Probe: Indicators of child friendly GP
10 minutes	Role of different tiers of PRIs in achieving child friendliness.	Ask the participants from the ZP, PS and GP as to what role does their local body play.
20 minutes	Role of GP in achieving child friendliness.	After a formal presentation, share documented examples from different parts of the country on roles played by the GP in achieving Child Friendliness.
15 minutes	Role of Pradhan, GP members, Standing Committees in achieving Child Friendliness.	<ul style="list-style-type: none"> ▪ Ask the participants if any of them have played any role towards ensuring child friendliness. ▪ Slideshow on key functions of the Pradhan, Upa-Pradhan, Members, Standing Committees as per the West Bengal Panchayati Raj Act, especially with respect to children. ▪ Encourage women participants to share their experiences / roles.
15 minutes	Role of other (institution / scheme specific) committees, CBOs in ensuring child friendliness.	Slide show on important functions of the institution / scheme specific sub-committees at the institution level as per scheme guidelines and those to be played by the Gram Sabha at large .



SECTION-2

Resource Person's Guide:

Duration	Session	Session Plan
15 minutes	Role of other (institution / scheme specific) committees, CBOs in ensuring child friendliness.	<ul style="list-style-type: none"> Probe the participants if they have ever prepared a plan in their village, who all have participated, what have been their contribution and how far did it involve issues related to children? How much of the plan was implemented?
45 minutes	Participatory planning as a crucial tool for ensuring child friendliness.	<ul style="list-style-type: none"> Slideshow on the importance of planning, how to prepare a plan, importance of credible data/information prior to planning and how to collect them, prioritization and monitoring of the implementation of the plan..
30 minutes	Open session-Q & A	

¹Anganwadi Level Monitoring Committee, School Management Committee, Village Health, Nutrition and Sanitation Committee, Vigilance Committee (for distribution of utilities through Fair Price Shops), Village Child Protection Committee etc.



SECTION-2

The Resource Person(s) should have the knowledge and understanding on:

- Importance for GPs to ensure human development. Roles played by the ZP, PS and their standing committees especially those responsible for women and child development.
- Various components of Survival, Development, Protection and Participation of children.
- State Panchayati Raj Rules and the mandates for the PRIs especially GPs to working for the development of women and children, roles and responsibilities of elected representatives and officials at the GP level.
- Functions of various statutory standing committees of the GP and various institution (scheme) specific committees and how can they work in unison (convergence).
- Participatory and bottom up planning, various sources of funds (tied and untied) at the GP level (especially for children), data collection, management, validation, updation, GPDP, GP Facilitation Teams, etc.



Training materials:

- LCD projector, Laptop, White board and markers, Flip chart papers and stand, Sticky pad / card, Sketch pens / markers, Pins and flip chart fixing station (drawing boards on the wall or string).

Session 1.2: Risks, Hazards, Vulnerabilities and its impact on child friendly initiatives

Duration: 1.30 hours


Resource Person: Personnel from the State / District Disaster Management Office, ATI, subject matter specialists on behalf of UNICEF, NGOs having experiences on disaster resilience / disaster planning.

Learning objectives: At the end of the session participants will -

- Have a Clear Understanding on Disasters, Hazards and Vulnerabilities
- Understand Child Specific Vulnerabilities and how it gets Magnified During And After a Disaster
- Short and Long Term Planning For Drr, needs of The Community Especially Children

Learning points:

- Relations between hazards, vulnerabilities and disasters
- Child specific risks/vulnerabilities during and after disasters
- Short and Long Term needs of Children Affected by Disasters



Duration	Session	Session Plan
15 minutes	Hazards, Vulnerabilities and Disasters.	Slide show on definitions of hazards, vulnerabilities and disasters.
20 minutes 30 minutes (10 minutes each group)	Impact of hazards and disasters on the local population especially Children.	<ul style="list-style-type: none"> ▪ Participants are divided into three groups ▪ Group 1 : Identify various types of disasters that occurred in the region in last 5-10 years; ▪ Group 2 : List various kind of disasters which has affected the children; ▪ Group 3 : Listing child specific vulnerabilities across all age groups and how it is increased during disasters Presentations
20 minutes	How can DRR be ensured through planning?	<ul style="list-style-type: none"> ▪ Encourage the participants to reflect on their presentations and suggest ways and means of reducing the impact of disasters on local population especially children. ▪ How can a culture of preparedness and prevention be ensured through periodic capacity enhancement like refresher courses, training of community members through cascading mode - to save lives and livelihoods!! ▪ Slide show on short term and long term planning for DRR.
15 minutes	Film / video screening	<ul style="list-style-type: none"> ▪ Summarize the session with a film on planning for DRR.

SECTION-2

The Resource Person(s) should have the knowledge and understanding on:

- Conducting group exercise and coordination
- Disasters and how they affects lives with examples from different parts of the country
- Films / graphics / snippets related to DRR planning



Training materials:

- LCD projector, laptop, white board and markers, Flip chart papers and stand, Sticky pad / cards, Sketch pen / markers, Pins and flip chart fixing station (drawing boards on the wall or strings).

Session 1.3: Various aspects of short and long term disaster proofing and risk reduction

Duration: 1 hour 45 minutes

Session wise Resource Persons:

Session 1.4.1: Asst. Engineer, Municipal Engineering Directorate / PWD, Dept. of Irrigation and Waterways, Dept. of Water Resources (alongwith officials of Education, Health, ICDS Dept. to provide inputs and clarifications where required).

Session 1.4.2: West Bengal Fire Services, Indian Red Cross Society, Medical Professional.


Session 1.4.3: Medical Professional / Doctor (NMCH, Kolkata); Inspector - Traffic Training School, Kolkata Police; Medical Professional; NDRF volunteer; Faculty - Dept. of Psychology, Kolkata University; Engineering staff, PHED; AIIH and PH; UNICEF and partner organizations.

Session 1.4.4: Department of Fisheries, Water Resources, Agriculture, Horticulture and Forest Department.

Session 1.4.5: SDDMO, Govt., NGO representatives, Social Welfare Dept., UNICEF and partner organizations.

Learning objectives: At the end of the session, the participants should be able to –

- Understand the importance of emphasizing on details for saving lives and livelihoods during disasters
- Grasp basic technical insights on various aspects of disaster preparedness
- Learn alternatives / options of disaster risk reduction techniques




- **Learning points:**
- Structural and non-structural mitigation measures
- Management of different types of disasters
- Institutional disaster management plan

Resource Person's Guide:

Duration	Session	Session Plan
20 minutes	1.4.1: Key aspects of structural and non-structural mitigation measures; mainstreaming DRR in Housing and Infrastructure, etc.	Encourage participants to identify areas where infrastructure need to be strengthened especially with respect to construction of houses, school buildings, ICDS centres, Health centres –falling in flood plains, paths of cyclones etc. Slide show / lecture on various aspects of resilient building construction as per BIS and NDMA guidelines.
10 minutes	1.4.2: Fire safety in various institutions particularly those related to children.	Slide show / lecture on how to ensure fire safety in schools, general construction, hospitals / health centres, ICDS centres. Demonstration of the use of fire safety equipments, administering first aid, maintenance of equipments.
30 minutes	1.4.3: Commonly occurring hazards and their management	Slide show / lecture / discussion on – <ul style="list-style-type: none"> ▪ Snake Bite Management and administering first aid. ▪ Road Safety Management and administering first aid. ▪ Resuscitation after rescue from drowning. ▪ Trauma / Psychosocial care / its management, treatment of mental health related cases.

SECTION-2

Duration	Session	Session Plan
30 minutes	1.4.3: Commonly occurring hazards and their management	<ul style="list-style-type: none"> Prevention of water borne / contagious diseases / Public Health Management, Ground and Surface water resources management. Solid and Liquid Waste Management.
15 minutes	1.4.4: Conservation of aquatic life/ Weather resistant agriculture/plantation Protection of livestock	<p>Prevention of damage to ponds / reservoirs and taking steps to protect aquatic life as a long term as well as immediate response.</p> <p>Modern / Weather resistant cultivation techniques of major food / cash crops in the region, choice of plantation (trees).</p> <p>Discussion on local environmental safeguards like mangroves, nature's creatures, habitat, bio-diversity and what can be done to protect / propagate the same.</p>
15 minutes	Open discussion, Q & A	





The Resource Person(s) should have the knowledge and understanding on:

- Simplifying complicated terminologies and procedures for easy understanding of the participants
- Quoting examples in the form of illustrations / AV clips
- Using participatory learning and how to involve the participants in the discussion
- Response to questions from the participants

Training materials:

- LCD projector, Laptop, White board and markers, Flip chart papers and stand, Sticky pad / cards, Sketch pen / markers, Pins and flip chart fixing station (drawing boards on the wall or strings), Any other subject specific requirement.

Day 2 Duration Session Session Plan

Session 2.0: Recap of Day 1

Duration: 30 minutes

Facilitation: The facilitator may give the responsibility of recapping the main proceedings / learnings / takeaways from Day 1 to four participants who would take the responsibility of summarizing all major points from the respective session and present it with clarity to the other participants.

Scope should also be given for clarification of a limited number of questions pertaining to any of the session of Day 1.

Session 2.1: Various aspects of short and long term disaster proofing and risk reduction-continued

Duration: 2 hours

Session wise Resource Persons:

Session 2.1.1 - Officials of Education, Health, ICDS Dept., faculty from ATI Kolkata, District Disaster Management Official, NGOs who had previous experience of planning, UNICEF etc.

Session 2.1.2 - Subject experts from LIC, Agriculture Department, private insurance companies.

Learning objectives: At the end of the session, the participants should be able to

- Understand the importance of institutional planning for DRR;
- Have conceptual clarity on how to develop an institutional DRR plan with the help of various stakeholders;

SECTION-2

- Identify / allocate or lobby for resources towards fulfillment of the plan or mainstream it with other developmental plans.

Learning points:

- Planning for DRR in different service delivery institutions.
- Different Government and Non-Government insurance schemes.

Resource Person's Guide

Duration	Session	Session Plan
30 minutes	Recap	
30 minutes 30 minutes (7 minutes for each group) 15 minutes	2.1.1 - Preparation of Institutional Disaster Management Plan.	<p>Group Exercise: The participants should be divided into three groups and each group takes up preparation of DM plan of the following institutions –</p> <p>Group 1 - School. Group 2 - Health Centre. Group 3 - ICDS Centre. Group 4 - Domestic / Community infrastructure.</p> <p>Presentation by groups. Slide show / lecture on model School, Health Centre, ICDS and other infrastructural DM Plan.</p>
30 minutes	2.1.2 Film screening / open discussion / Q & A on institutional DM Plan.e / plantation Protection of livestock	<p>Prevention of damage to ponds / reservoirs and taking steps to protect aquatic life as a long term as well as immediate response.</p> <p>Modern / Weather resistant cultivation techniques of major food / cash crops in the region, choice of plantation (trees).</p> <p>Discussion on local environmental safeguards like mangroves, nature's creatures, habitat, bio-diversity and what can be done to protect / propagate the same</p>
30 minutes	Open discussion, Q & A	Slide show / lecture alongwith handouts on various types of insurance schemes of the Government and the Private sector for insuring human and animal life, household, crops, other means of livelihood etc.



The Resource Person(s) should have the knowledge and understanding on:

- Simplifying technical terminologies and procedures for easy understanding of the participants;
- Quoting examples in the form of illustrations / audio visual clips;
- Using participatory learning and how to involve the participants in the discussion;

Training materials:

- LCD projector, Laptop, White board and markers, Flip chart papers and stand, Sticky pad / cards, Sketch pen / markers, Pins and flip chart fixing station (drawing boards on the wall or strings), Any other subject specific requirement.

Session 2.2: Role of PRIs in Disaster Management and other State specific information

Duration of session: 1 hour 30 minutes

Resource Persons:

Official of the Disaster Management Department (State and District), Panchayati Raj Department, Administrative Training Institute. Faculty of the Dept. of Psychology, Calcutta University, credible NGOs known for their work in disaster management, Psycho-social trainer.

Learning objectives: At the end of the session participants should be able to –

- Internalize the role of the GP in the pre, during and post disaster situations
- Learn about the proposed role of various stakeholders during various stages of disasters
- Understand the importance of certain behavioural / attitudinal changes alongwith skills required amongst the PRI members and other stakeholders while handling a disaster like situation.


Learning points:

- Role of PRI members in pre, during and after disasters
- Role of different stakeholders in pre, during and after disasters

SECTION-2

Duration	Session	Session Plan
15 minutes	<p>Knowledge, information that is expected to be available with the Panchayat member / officials / CBOs / Volunteers etc. to deal with a disaster situation</p> <p>What (action) is expected from the PRI members / officials / CBOs / Volunteers in the event of any disaster ?an.e / plantation Protection of livestock</p>	<p>Encourage the participants to share their thoughts on what is essential for them to know and understand in: –</p> <ul style="list-style-type: none"> ▪ Pre-disaster situation ▪ During impact; and ▪ Post disaster situation <p>Ask the participants to share their experiences and what did they do during – pre, during impact and post disaster situations.</p> <p>Slide presentation on what the Gram Panchayat should know and how should they act during three different stages of disaster management.</p>
20 minutes	Institutional structures for Disaster Management.	<p>Slide show / lecture / discussion on</p> <ul style="list-style-type: none"> ▪ Snake Bite Management and administering first aid. ▪ Road Safety Management and administering first aid. ▪ Resuscitation after rescue from drowning. ▪ Trauma / Psychosocial care / its management, treatment of mental health related cases.
20 minutes	Kind of attitudinal / behavioural skills that Panchayat members / officials are expected to display in the event of a disaster?	Presentation / lecture on behavioural and attitudinal skills required to deal with disaster like situations.
15 minutes	State specific information on Disaster Management	Slide shows on State Treasury Code on Emergency Expenditure, Provisions of State Disaster Response Fund, Items and Norms of Assistance as per SDRF and NDRF, importance of following norms and provisions.
20 minutes	Open discussion	





The Resource Person(s) should have the knowledge and understanding on:

- Examples of PRIs and other local bodies from within West Bengal and other states which have done good work in the field of pre, during impact and post disaster management;
- Various institutional structures / committees / authorities / bodies constituted for the purpose of Disaster Management at the three tiers of the Panchayati Raj system;
- Attitudinal, behavioural and psycho-social skills required for handling disaster related situation;
- Facilitating peer group discussions / interactions between the participants and Panchayat representatives—those who have shown exemplary courage and work in handling disasters.

Training materials:

- LCD projector, Laptop, White board and markers, Flip chart papers and stand, Sticky pad / card, Sketch pen / markers, Pins and flip chart hanging station (either drawing boards on the wall or strings).

Session 2.3: Integrating DRR and DM related issues into annual (routine) GP planning / GPDP

Duration: 2 hour 30 minutes

Resource Persons:

Official of the Disaster Management Department (State and District), Panchayati Raj Department, Administrative Training Institute. Faculty of the Dept. of Psychology, Calcutta University, credible NGOs known for their work in disaster management, Psycho-social trainer.

Learning objectives: At the end of the session, the participants should be able to –

- Get a clear understanding on the importance of participatory planning by Gram Panchayats;
- Appreciate the criticality of incorporating Child Friendly Risk Informed aspects into GP development planning;
- Learn the nuances of preparation of GPDP by incorporating risk factors.

Learning points:

- Participatory planning process

Key elements of child friendly and risk informed GPDP

SECTION-2

Resource Person's Guide

Duration	Session	Session Plan
30 minutes	What and why of Participatory Planning?	<ul style="list-style-type: none"> Initiate discussions with the participants regarding their experiences of GPDP and other types of plans at the GP level. Lecture on the role and importance of Gram Sabha, Gram Sansad and Gram Panchayat in preparing a comprehensive, participatory plan (as per Constitutional mandate) and as per the State Act. Importance and ways of raising own sources of revenues by the GPs so as to meet exigencies and unforeseen expenses for which there might not be allocation of funds under CSS / SSS.
30 minutes	Preparation of Child Friendly GPDP in West Bengal	<ul style="list-style-type: none"> Presentation of the salient features of the guidelines of GPDP. Identifying child friendly aspects and incorporating in GPDP. Linkages of various scheme / institution specific committees with the Gram Panchayat Facilitation Team. Responsibilities of the statutory standing committees of the GP and their coordination with Gram Panchayat Facilitation Team
	Preparation of Risk Informed Child Friendly GPDP	<p>Slide presentation - Assessing key vulnerabilities in general and especially of children of all age groups by the respective standing committees.</p> <p>Incorporating the findings from the assessment into the GPDP.</p>
60minutes	Group Exercise	<ul style="list-style-type: none"> Let participants identify the difference between a normal GPDP and risk informed and child friendly GPDP.





Duration	Session	Session Plan
	Group Exercise	<ul style="list-style-type: none"> ▪ All participants to be divided into 6 groups – each representing a standing committee. Each group will identify hazards and vulnerabilities in their own thematic areas that are likely to affect the population especially children. ▪ (The groups can be guided to focus on areas like – School safety, ICDS safety, Health centre safety, Resilient domestic and public infrastructure, weather resistant forms of livelihood and continuity of civil supplies during disasters). ▪ The current data collection formats prescribed by the State for each of the thematic area (used for GPDP) can be used as a probe wherein each group examines whether the formats are complete or what else need to be added from the hazard and vulnerability point of view to make it more comprehensive.

SECTION-2

The Resource Person(s) should have the knowledge and understanding on:

- Participatory planning processes
- Various components of GPDP
- Various institutional structures / committees / authorities / bodies constituted at the three tiers of the PR system.

Training materials:

- LCD projector, Laptop, White board and markers, Flip chart papers and stand, Sticky pad / VVIP card, Sketch pen / markers, Pins and flip chart fixing station (drawing boards or strings).

Concluding Session

Duration: 30 minutes

- Summary of the two day discussions and learning. This could be done by different participants who are selected from amongst the groups.
- Clarification of doubts
- Vote of Thanks



Notes for the Resource Persons



Key Terminologies:


- **Child:** means a person who has not completed eighteen years of age (Sec: 2(12) of Juvenile Justice (Care and Protection of Children) Act, 2015).
- **Child in conflict with law:** means a child who is alleged or found to have committed an offence and who has not completed eighteen years of age (Sec: 2(13) of Juvenile Justice (Care and Protection of Children) Act, 2015).
- **Child Friendly:** means any behaviour, conduct, practice, process, attitude, environment or treatment that is humane, considerate and in the best interest of the child (Sec: 2 (15) of Juvenile Justice (Care and Protection of Children) Act, 2015).
- **Disaster:** A disaster is defined as a catastrophe, mishap, calamity or grave occurrence in any area, arising from natural or man-made cause, or by accident or negligence which results in substantial loss of life or human suffering or damage to, and destruction of property, or damage to, or degradation of, environment, and is of such a nature or magnitude as to be beyond the coping capacity of the community of the affected area (Disaster Management Act 2005: Clause 2 (d)).
- **Hazard:** A dangerous phenomenon, substance, human activity or condition that may cause loss of life, injury or other health impacts, property damage, loss of livelihoods and services, social and economic disruption, or environmental damage. The interface of hazard and vulnerability is disaster. Hazard has the potential to be a disaster.
- **Vulnerability:** The characteristics and circumstances of a community, system or asset that make it susceptible to the damaging effects of a hazard. Comment: There are many aspects of vulnerability, arising from various physical, social, economic, and environmental factors.
- **Disaster Risk Reduction (DRR):** DRR focuses on reducing disaster risks triggered by natural hazards. It aims at reducing hazards, vulnerabilities and exposure on the one hand while enhancing capacities on the other.

Statutory bodies/structures responsible for protection of children

- **Child Welfare Committee (CWC):** In accordance with the provisions under section-27 of the Juvenile Justice (Care & Protection of Children) Act, 2015, the State Government constitutes Child Welfare Committees in districts from time to time for exercising the powers & to discharge duties, conferred on such committees in relation to Children in Need of Care & Protection under this Act.

SECTION-3

- **Juvenile Justice Board (JJB):** In pursuance of Section-4 of the Juvenile Justice (Care and Protection of Children) Act, 2015 the State Government shall, constitute for every district, one or more Juvenile Justice Boards for exercising the powers and discharging its functions relating to children in conflict with law under this Act.
- **Special Juvenile Police Unit (SJPU):** In accordance with Section 107 of the Juvenile Justice (Care and Protection of Children) Act, 2015 a Special Juvenile Police Unit is created in each district.
- **District Child Protection Unit (DCPU):** In exercise of the powers conferred by Section 106 of the Juvenile Justice (Care & Protection of Children) Act 2015, the State Government constitutes District Child Protection Unit.



References

1. Training schedules for Engineering Staff, Education, Health and ICDS staff on Disaster Management conducted by the Administrative Training Institute, Govt. of West Bengal, Kolkata.
2. Training module developed for Gram Panchayats by STARPARD, Part I, Chapter XII – Role of PRIs in Disaster Management.
3. Role of PRIs in Community Based Disaster Risk Reduction, Govt. of Bihar – Building State Level Emergency Response Capacity
4. Training Course on Role of PRIs in Disaster Management, November 12-16, 2018, National Institute of Disaster Management.
5. RGSA Annual Plan 2019-20.



List of List of key informants/respondents

State level:


- Officials in STARPARD, P&RD Dept.

Panchayat Samiti level in Namkhana:

- PS Chairperson
- Block Development Officer (BDO)
- Jt. Block Development Officer (Jt. BDO)
- Block Disaster Management Officer (BDMO)
- PS members

Panchayat Samiti level in Kakdwip:

- High School Principal and Teachers
- Health Dept. personnel
- **GP Narayanpur:**
- SHG members
- Volunteers / Quick Response Team (QRT) trained by NDRF



Structure of the Training Module

Day 1			
Theme/topic	Time	Duration	
Registration	9.30 - 10.00	30 minutes	
Introduction and other formalities	10.00 - 10.30	30 minutes	
Basics Child Friendly and Risk Informed Local Governance	10.30 - 12.30	120 minutes (this will include 15 minutes of tea break) – will be decided by the Resource Person on scheduling the tea break.	
Questions and answers / Discussions.	12.30 – 13.00	30 minutes	
Lunch	13.00 – 14.00	60 minutes	
Risks, Hazards, Vulnerabilities and its impact on CF Initiatives.	14.00 – 15.30	90 minutes	
Tea break	15.30 – 15.45	15 minutes	
Various aspects of short and long term disaster proofing.	15.45 – 17.00	75 minutes	
Open discussion, Q & A	17:00-17.30	30 minutes	
Day 2			
Recap	9.30 – 10.00	30 minutes	
Various aspects of short and long term disaster proofing (contd.)	10.00 – 12.00	120 minutes	
Tea break	12.00 – 12.15	15 minutes	
Role of PRIs in Disaster Mgmt. & other State specific information	12.15 – 13.45	90 minutes	
Lunch	13.45 – 14.30	45 minutes	
Integrating DRR and DM issues in GPGP	14.30 – 16.30	120 minutes (This will include 15 minutes of tea break).	
Concluding - recap, Q&A, discussions and vote of Thanks	16.30 – 17.00	30 minutes	