



सत्यमेव जयते



Ministry of Panchayati Raj

Government of India

Launch of People's Plan Campaign 2021

**By Hon'ble Minister of Panchayati Raj & Rural
Development**

Sabki Yojana Sabka Vikas

30th September 2021



Panchayat Statistics

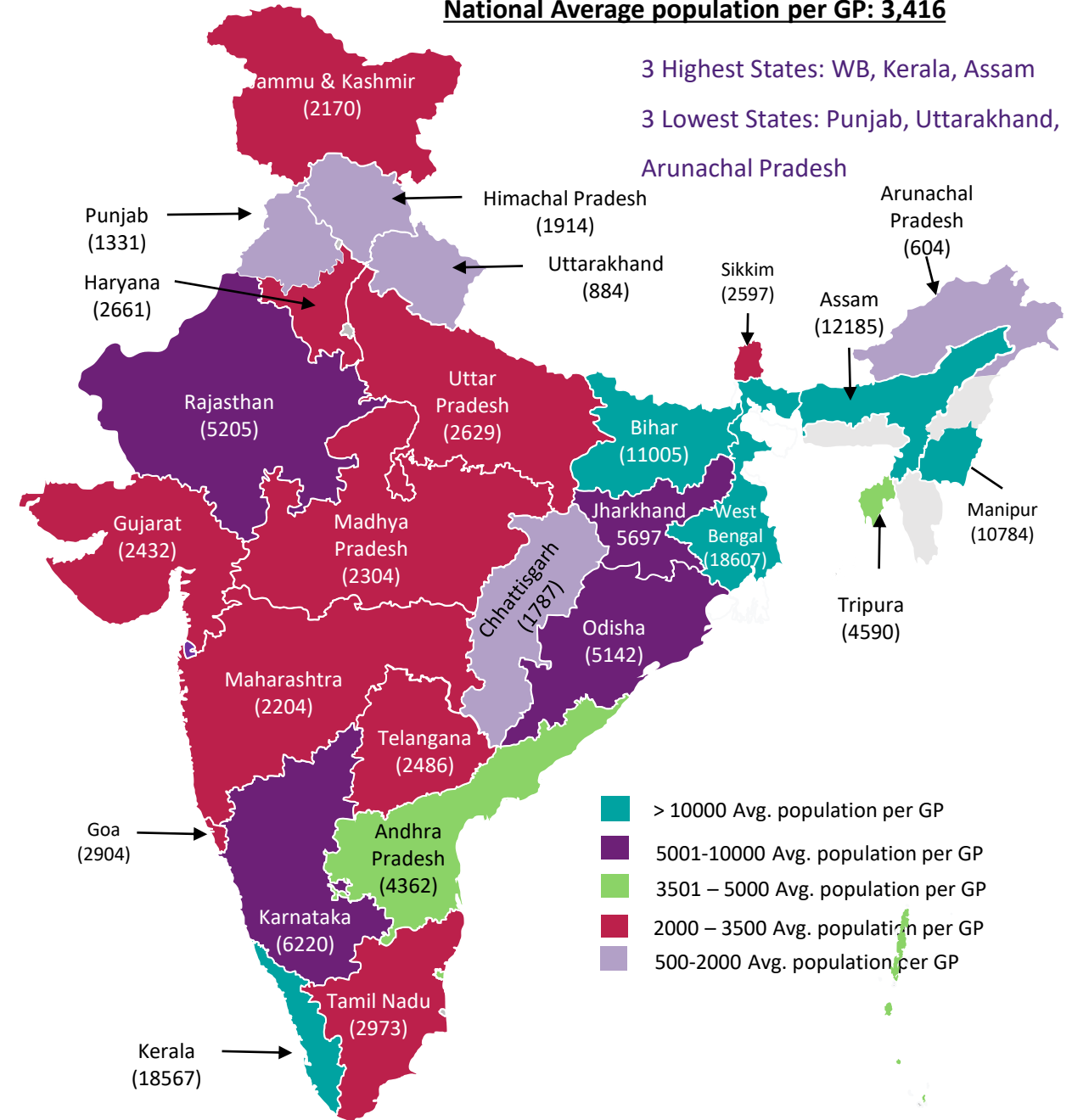
No of PRIs (incl TLB)	:	2,69,250
No. of Gram Panchayats	:	2,62,364
No. of Block Panchayats	:	6,673
No. of District Panchayats	:	660
No. of Elected members of PRIs	:	31.00 lakh
No. of Elected Women Representatives	:	14.39 lakh

Avg. population per GP

National Average population per GP: 3,416

3 Highest States: WB, Kerala, Assam

3 Lowest States: Punjab, Uttarakhand,
Arunachal Pradesh





Vision-Fulcrum of Rural Transformation



Gram Panchayats; Seats of village level governance, with mandate to deliver on activities of **18 departments covering 29 sectors**

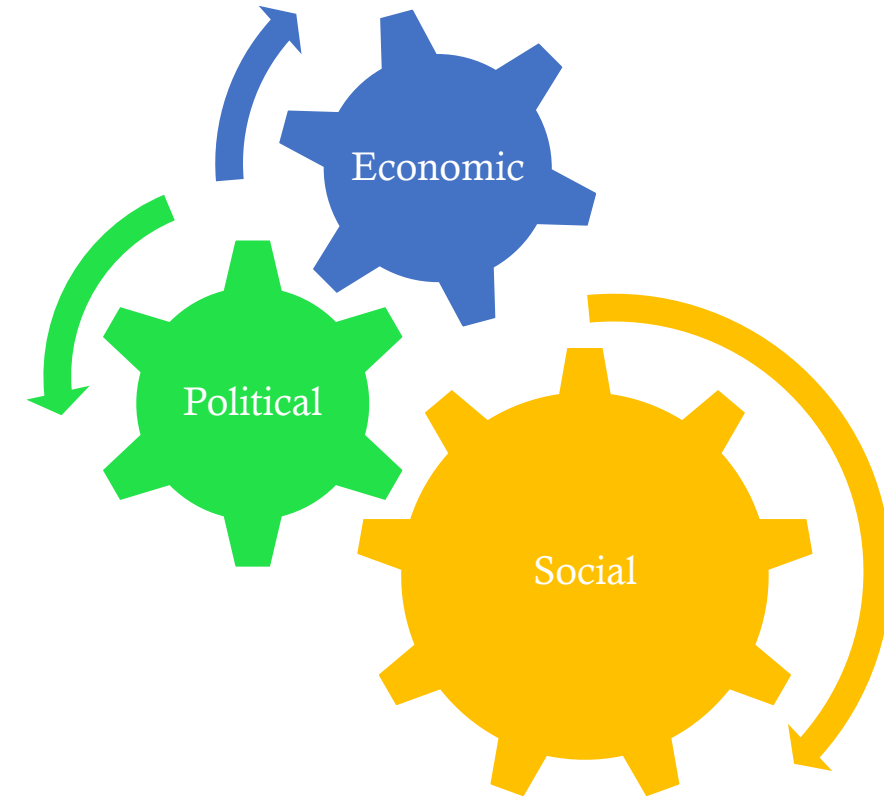
- Panchayats central to Government schemes as well as Socio Economic Projects
- Role of Panchayats in day-to-day operations: Health, Education, Nutrition and Skill Development sectors
- One Panchayat, One holistic Plan: Tight coupling through inclusion of sectoral activities in the GPDP
- Devolve powers, line departments to associate for services
- Devolution of 15th FC Grants.
- Capacity building of Elected Representatives as enablers of development

Article 243G of the Indian Constitution mandates

- Panchayats for preparation of plans for **economic development** and **social justice and Implementation thereof**
- **XIV FC (2015-20) provided for Direct Devolution of Funds to Panchayats** : To be used after formulation of Proper Plans.
- **Gram Panchayat Development Plan-One Panchayat, One Plan:** - Strengthening community driven decentralized planning processes for inclusive growth & development

People's Plan Campaign Genesis

- Rolled out as ***Sabki Yojana Sabka Vikas in 2018***

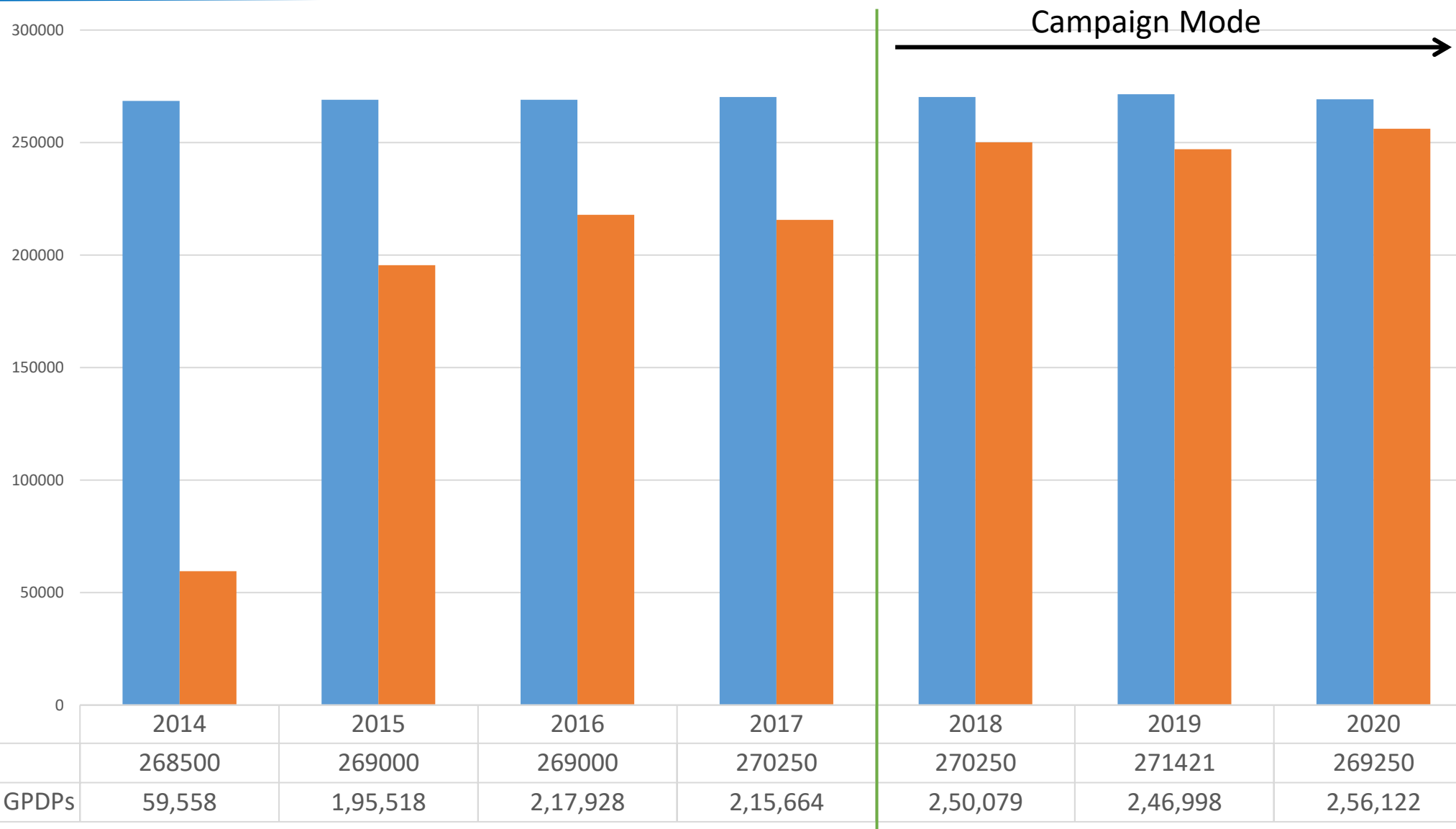


Key Drivers for People's Plan Campaign



सत्यमेव जयते

GPDP Since Inception



People's Plan Campaign 2021



- The People's Plan Campaign is an effective strategy for ensuring the preparation of GPDP with grassroot level awareness, community involvement and vigilance
- It is rolled out as "Sabki Yojana Sabka Vikas" every year between the period 2nd October to 31st January 2022 (extended).
- During the campaign, structured Gram Sabha meetings are held for preparing the GPDP for the next financial year for evidence based planning using MA survey data

2nd October 2021 – 31st January 2022

4th year of the Campaign



सत्यमेव जयते

29 Subjects & 18 Line Ministries



पशुपालन और डेयरी विभाग

Department of Animal Husbandry and Dairying



Ministry of Environment,
Forest and Climate Change
Government of India



सत्यमेव जयते

Ministry of Drinking Water and Sanitation
Government of India



सत्यमेव जयते

Department of School Education & Literacy
Ministry of Human Resource Development
Government of India



वित्तीय सेवाएं विभाग
**DEPARTMENT OF
FINANCIAL SERVICES**

सत्यमेव जयते



सत्यमेव जयते



Ministry of Social Justice
& Empowerment



Ministry of Micro, Small and Medium Enterprises,
Government of India



सूक्ष्म, लघु एवं मध्यम उद्यम



सत्यमेव जयते

Ministry of Tribal
Affairs



सत्यमेव जयते

Ministry of New and Renewable Energy
Government of India



सत्यमेव जयते

Ministry of Health & Family Welfare
Government of India



सत्यमेव जयते

Ministry of Petroleum
and Natural Gas
Government of India

Social welfare
Drinking Water
Minor Irrigation
Land Improvement
Cultural activities
Minor Forest Produce
Health and Sanitation
Welfare of weaker sections
Women and child development
Adult and non-formal education
Maintenance of Community Assets
Sectors in XI schedule
Technical training and vocational training
Khadi, village and cottage industries
Non-conventional energy sources
Poverty alleviation programme
Public Distribution System
Roads
Rural Electrification
Education
Small scale industry
Animal Husbandry
Market and fairs
Fuel and Fodder
Social Forestry
Family Welfare
Rural Housing
Agriculture



सत्यमेव जयते

GOVERNMENT OF INDIA
MINISTRY OF SKILL DEVELOPMENT
& ENTREPRENEURSHIP



सत्यमेव जयते

GOVERNMENT OF INDIA
MINISTRY OF NEW
AND RENEWABLE ENERGY



Towards a New Dawn

MINISTRY OF WOMEN AND CHILD DEVELOPMENT
Government of India



सत्यमेव जयते

कृषि, सहकारिता एवं किसान कल्याण विभाग
DEPARTMENT OF
AGRICULTURE, COOPERATION & FARMERS WELFARE



सत्यमेव जयते

Ministry of Culture
Government of India



सत्यमेव जयते

ग्रामीण विकास मंत्रालय

भारत सरकार

MINISTRY OF RURAL DEVELOPMENT

GOVERNMENT OF INDIA



सत्यमेव जयते

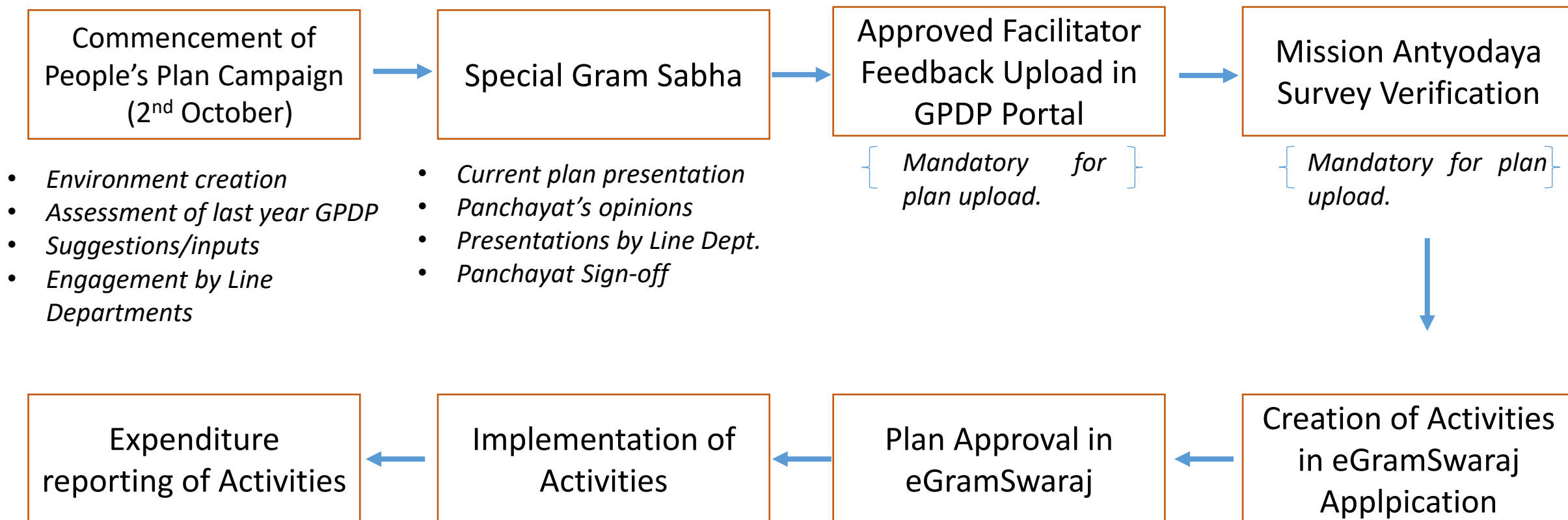
भूमि संसाधन विभाग
DEPARTMENT OF
LAND RESOURCES



GPDP Creation Process



PPC is co-ordinated by Department of Panchayati Raj (DoPR) at State Level. DoPR shall process the implementation of following activities in time bound manner:



PPC Unique Elements



GRAM SABHAS

- ✓ 2 Gram Sabhas during PPC
- ✓ Presence of Line Departments
- ✓ Discussion on way forward
- ✓ Taking contribution from SHG




FACILITATORS

- ✓ Coordinating with frontline staff of participating ministries/ departments
- ✓ Facilitating the special Gram Sabha for GPDP on the designated day
- ✓ Ensuring community mobilization including vulnerable sections like SC/ ST/ Women during the Gram Sabha
- ✓ Submitting a report regarding conduct of the Gram Sabha on the portal



MISSION ANTYODAYA

- ✓ Mandatory verification for plan upload
- ✓ Helps identify critical and moderate gaps
- ✓ Utilisation by each Gram Panchayat of India
- ✓ Carried out by Facilitators



eGRAM SWARAJ

- ✓ Capture vital GP profile details
- ✓ Used by Districts, Blocks and GPs
- ✓ Final upload of approved plans
- ✓ Massive data available for analysis



District & Block Level Planning



- From FY 2021-22, 5-10% of total XVFC grants are to be allocated to District Panchayats whereas 10-25% are to be allocated to Block Panchayats
- Out of 6673 BPs, 4044 [BPDPs](#) are successfully uploaded
- Out of 660 DPs, 320 [DPDPs](#) are successfully uploaded
- States such as Andhra Pradesh, Bihar, Jharkhand, Madhya Pradesh, Odisha, Telangana, Uttarakhand and West Bengal has completed planning in >90% Blocks
- For DPDP, States such as Andhra Pradesh, Bihar, Chhattisgarh, Kerala, Madhya Pradesh, Punjab, Tripura, Uttarakhand and West Bengal have uploaded >95% DPDPs



Learnings from Previous Campaigns



- Single Gram Sabhas in more than 90% of GPs
- Need for more participation/attendance of citizens in Gram Sabhas
- Requirement to ensure **mass mobilization by means of IEC activities**
- More support/ participation required from Line Departments
- Inclusion of Village Poverty Reduction Plans (**VPRPs**) in GPDP
- Need for flagship schemes of other Ministries in Resource Envelope- By large MGNREGA, XV FC schemes being utilised presently
- Limited development progress in sectors viz. roads, sanitation and drinking water
- Create more **awareness** regarding different Yojanas/Schemes/Subsidies available for planning
- Monitoring of GPDP activities for the FY 2020-21



Interventions - MoPR



COMMUNITY MOBILISATION

- Targeted attendance @ 10 % by IEC activities
- SHGs to help in improving social development
- VPRPs to be discussed mandatorily in Gram Sabhas



SUSTAINABLE DEVELOPMENT GOAL

- SDG to form the overall planning goal for this year
- Emphasis on **SDGs** as baseline for development for year 2030
- Mandatory addition of at least one Sankalp by GP for planning.



EVIDENCE BASED PLANNING

- Utilising GAP REPORT to assess and mitigate the development in critical areas.
- **Use of data:** Dashboards such as Panchayat Decision Support System (PDSS) and Planning & Reporting Dashboard have been devised for simplified analysis.



HOLISTIC PLANNING

- Plans to not just include 3 or 4 sectors.
- **Convergence:** All Central and State level schemes to be added in Resource Envelope



Initiatives - MoPR



- Two National Orientation Workshop for PPC 2021 conducted at NIRD, Hyderabad and NERC, Guwahati. Line Ministries such as M/o Rural Development, M/o Education, M/o HFW, M/o Jal Shakti, D/o Land Resources informed about their roles in GPDP creation
- [Vibrant Gram Sabha](#) guidelines for greater community mobilisation and participation
- Digital resources such as Panchayat Decision Support System (PDSS), Mission Antyodaya Survey, Planning Dashboards, Gram Manchitra and other analytical reports made available
- Collaboration with MoRD for inclusion of Village Poverty Reduction Plans (VPRPs) in GPDP/BPDP/DPDP



Capacity Building & Handholding Support



- Training of Nodal Officers & Facilitators with a focus on
 - Leveraging and Usage of Data available from various Dashboards such as Gram Manchitra, PDSS, Planning Reporting Dashboards, Yukta Dhara and Bhuvan platform
 - Convergence of schemes
 - Monitoring of Execution
 - Spatial Planning

People's Plan Campaign, 2021

- **Dedicated Portal for campaign management**
- **Telephone helplines**
- **WhatsApp Group of State Nodal Officers**
- **Periodic VCs with States**

Available Resources & Reports





सत्यमेव जयते

MA REPORT PROVISION IN eGS



- User may find the Mission Antyodaya gap report in e-Gram Swaraj
- Basis the MA Survey gap report, activities may be chosen before final submission of plan



सत्यमेव जयते

Ministry of Panchayati Raj

Gram Panchayat Development Plan

STATE: UTTAR PRADESH > DISTRICT: AMROHA > DEVELOPMENT BLOCK: GAJRAULA

GRAM PANCHAYAT: Bahalolpur [265162]



पंचायती राज

Villages: Bahalolpur [117680]		Strength	Moderate Gap	Critical Gap
Domain	Parameter Description	Village Status	GP Status	Suggestions
Health and Sanitation	Is the village Open Defecation Free	No	No	Build and use toilet. Gram Sabha should penalise those who make GP unclean.
	Community Waste Disposal System	No	No	MGNREGA can be used to create waste disposal system.
	Availability of Community bio gas or recycle of waste for production use	No	No	
	Availability of drainage facilities	Open Pucca Drainage Uncovered	Open Pucca Drainage Uncovered	Village drain planning. MGNREGA can be used .
	Availability of PHC/CHC Sub Centre	None	None	
	Availability of Veterinary Clinic Hospital	No	No	
	Availability of Govt. Seed Centre	No	No	
Agriculture, allied and livelihood	% households engaged exclusively in Non-Farm activities	18	18.00	Contact the Block Mission Manager, National Rural Livelihood Mission of your state.
	Availability of markets	Weekly Haat	Weekly Haat	Farmer groups can be created to build access to markets.
Housing	% of household with kuccha wall and kuccha roof	1.27	1.27	Check the waiting list for PMAY-G.

Land Improvement	% of Area irrigated	100.00	100.00	Call Kisan call centre 1800-180-1551.
	Availability of soil testing centres	No	No	Anyone from the village can open soil testing centre.
	Availability of Fertiliser Shop	No	No	
Animal Husbandry	% of households supported by village based Livestock Extension Workers	0.00	0.00	Call agriculture helpline 1094 for details
Drinking Water	Availability of Piped tap water	None	None	
Roads	Whether the village is connected to All weather road	Yes	Yes	
	Whether village has an internal cc/ brick road	Yes	Yes	MGNREGA can be used to create internal cc/brick road.
	Availability of Public Transport	Auto	Auto	
Rural Electrification	Availability of electricity for domestic use	>12 hrs	>12 hrs	Renewable electricity equipments can be used at subsidized rates.
Non-conventional energy	% of Household using clean energy (LPG/Bio gas)	64.14	64.14	
Poverty alleviation programme	% of households mobilized into SHGs	4.22	4.22	Contact the Block Mission Manager, National Rural Livelihood Mission of your state.
	% of SHGs accessed bank loans	0	0	Contact the Block Mission Manager, National Rural Livelihood Mission of your state.



Poverty alleviation programme	% of households mobilized into Producer Groups (PGs)	0.00	0.00	Contact the Block Mission Manager, National Rural Livelihood Mission of your state.
	% of households supported by village based Agricultural Extension Workers	0.00	0.00	Call agriculture helpline 1094 for details
Vocational education	% of SHGs Promoted	1	1	
	Availability of Vocational Educational Centre	No	No	
Women & Child Development	Availability of Aanganwadi Centre	Yes	Yes	Contact the District Magistrate.
	% of children aged 0-3 years registered under Aanganwadi	73.77	73.77	Register and send children to Aanganwadi.
	% of children aged 0-3 years immunised	60.66	60.66	
	% of children categorized as Non-Stunted as per ICDS record	3.28	3.28	Take your child to Village Health and Nutrition Day.
Social Welfare	Availability of Post Office	No	No	
	Telephone Services	Mobile	Mobile	
	Availability of Internet Cafe/Common Service Centre	No	No	Anyone from the village can open the internet cafe/common service centre.
	Availability of Banks	No	No	
	Availability of ATM	No	No	
Education	Availability of School	Primary School	Primary School	
Public Distribution System	Availability of Public Distribution System (PDS)	Yes	Yes	





PLANNING & REPORTING DASHBOARD



- GPDP Sectoral Report made available in public domain to visualise existing data.
- Scheme wise filter added for better understanding of user.

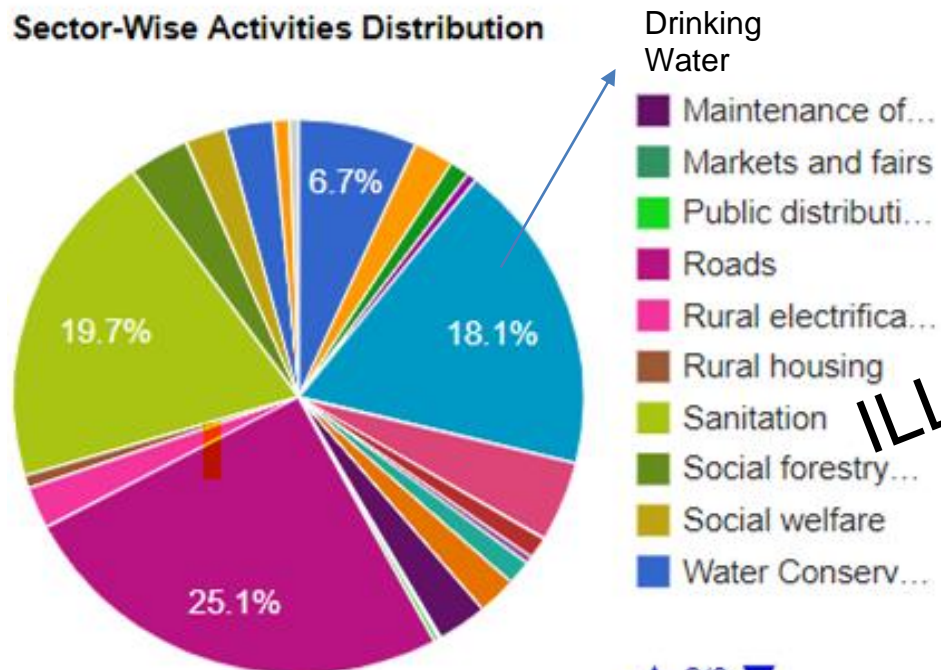
Total GPDP: 246751

Total Number of Activities: 7756550

Total GPDP: 240922

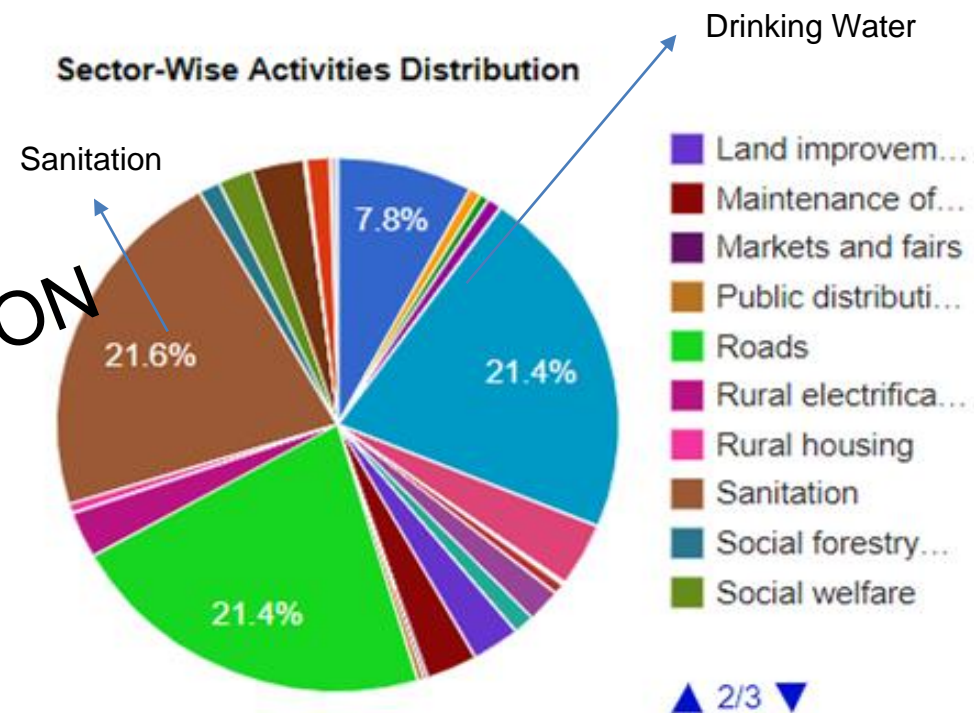
Total Number of Activities: 4366591

Sector-Wise Activities Distribution



FY 2020-21

Sector-Wise Activities Distribution



FY 2020-22



PANCHAYAT DECISION SUPPORT SYSTEM



- A system to reinforce evidence based planning and improve the decision making at State, District, Block and Gram Panchayat level has been devised
- PDSS ranks the PRIs, basis their Mission Antyodaya survey and suggest sector wise planning
- It covers more than 18 key sectors that are mentioned in the 11th Schedule of the Indian Constitution.



PDSS IMPLEMENTATION



- As per MA Suvey (2019-20), the State below has performed well in Sectors such as Financial Infrastructure, Health & Nutrition, Education, Women & Child Development.
- Whereas, the State has **laggard sectors** such as Water Management, Agriculture
- Similarly, States advised to focus on the laggard sectors in their upcoming GPDP

Plan Year	State Code
2020-2021	

Show entries

ILLUSTRATIVE

Search:

S.No	Sector	Parameter	Average Sectorial Score(%)
8	Financial & Communication Infrastructure	Availability Of Telephone Services	88.0
12	Health & Nutrition	Total No Of Children 0 To 6 Years Immunized Under Icdis	83.0
16	Health & Nutrition	Total No Of Pregnant Women Receiving Services Under Icdis	80.58
14	Health & Nutrition	Total No Of Lactating Mothers Receiving Services Under Icdis	80.08
4	Education	Availability Of High School	80.0
5	Education	Availability Of Ssc School	66.0
27	Women & Child Development	Total Childs Aged 0 To 3 Years Immunized	63.23
25	Women & Child Development	Total Childs Categorized Non Stunted As Per Icdis	60.64
20	Rural Housing	Total Hhd With Kuccha Wall Kuccha Roof	50.09
17	Health & Nutrition	Total No Of Children In Icdis Cas	44.93
11	Good Governance	Total No Of Elect Rep Undergone Training Under Rgsa	43.48
2	Drinking Water	Availability Of Piped Tap Water	43.0
24	Women & Child Development	Total Anemic Pregnant Women	38.8
21	Social Security	Gp Total No Of Beneficiaries Receiving Benefits Under Pmjay	37.38



GRAM MANCHITRA



Gram Manchitra (grammanchitra.gov.in)

- **Decision support system** to Panchayats
- Integrated with the Planning module of the e-Gram Swaraj - Plan assets locations using Gram Manchitra
- Panchayats can efficiently plan the development work with GIS technology and satellite imagery
- Anyone in the Panchayat can visualise the progress of development work in Panchayat on map

Facilitator reports to include check on GPDP prepared using Gram Manchitra- Spatial Planning Application





GRAM MANCHITRA: Decision Support System



Panchayati Raj

Street-Light location/number– Maximum coverage

Road Cost Analysis

ग्राम मानचित्र
Geo Spatial Based Decision Support System For Panchayats

Street Light Poles

Lamp Type : Light Emitting Diode

Select Unit : Meters

Polyline

Street light required length : 58.38 meters

Number of light poles required : 3

Enter Title : Sample

Scale: 1:1,428

Powered by Bhaskarapps

ग्राम मानचित्र
Geo Spatial Based Decision Support System For Panchayats

Road Construction Cost Calculator

Length : 110.8 Measure Length

Width : 9.85 Measure Width

Height : .05

Type Of Road : Earthen Roads

Cost Per Cubic Meter : 1000

Calculate Reset

54569.00

Scale: 1:1,428

Powered by Bhaskarapps






Public Information Board



Across India, 80% GPs with updated Public Information Board installed

10 ft.

																						
.....th BIRTH ANNIVERSARY OF MAHATMA GANDHI																						
Gram Panchayat:		LGD Code:																				
Block/Taluka:	District:	State:																				
Name of Sarpanch:		Names of Villages:																				
<table border="1"><thead><tr><th>Sr. No.</th><th>Scheme</th><th>Activity</th><th>Funds</th></tr></thead><tbody><tr><td> </td><td> </td><td> </td><td> </td></tr><tr><td> </td><td> </td><td> </td><td> </td></tr><tr><td> </td><td> </td><td> </td><td> </td></tr><tr><td> </td><td> </td><td> </td><td> </td></tr></tbody></table>			Sr. No.	Scheme	Activity	Funds																
Sr. No.	Scheme	Activity	Funds																			

20 ft.



सत्यमेव जयते

PPC 2021 Timeline



S No	Activities	✓	Timeline
1.	Letters from Ministry to all the States /UTs on initiating the process of PPC - 2021	✓	25 th July
2.	Corresponding with Central line Ministries to issue necessary directions to their counterparts in States/UTs	✓	30 th July
3.	Activation of all monitoring platforms like GPDP portal etc.	✓	5 th August
4.	Appointment of Nodal officers(State, District & Block level)	✓	31 st August
5.	Appointment of facilitators for every Gram Panchayat	✓	5 th September
6.	Preparation of Training modules for Facilitators and stakeholders	✓	31 st August
7.	Roll out of training modules for facilitators and all stakeholders	✓	5 th September
8.	Introductory workshop of related stakeholders and SNOs on PPC 2021	✓	13 th September
9.	Finalization of schedule of Gram Sabha meetings	✓	15 th September
10.	Workshop on Sector wise data analysis based on MA data for preparation of better convergent and comprehensive GPDP by NIRDPR	✓	15 th September
11.	Uploading of Gram Sabha wise calendar	✓	20 th September
12.	Display of Public Information Board in every GP		30 th October
13.	5 regional workshops on for social transformation and economic development		15 th September - 30 th October
14.	Uploading of approved geo-tagged GPDP on e-GramSwaraj application		31 st January 2022



Gram Sabha Calendar: PPC 2021



Total of 4,400 Gram Sabhas has been scheduled till date

Panchayat Sabha Schedule

● Panchayat Sabha Scheduled ● Feedback Submitted

Nov ▾

November 2021

Sun	Mon	Tue	Wed	Thu	Fri	Sat
	1 39	2 48	3 36	4 12	5 12	6 13
7 3	8 46	9 39	10 30	11 35	12 33	13 14
14 3	15 28	16 33	17 29	18 24	19 6	20 7
21 3	22 31	23 28	24 30	25 26	26 28	27 14
28 2	29 24	30 23				

Panchayat Sabha Schedule

● Panchayat Sabha Scheduled ● Feedback Submitted

Dec ▾

December 2021

Sun	Mon	Tue	Wed	Thu	Fri	Sat
			1 25	2 18	3 26	4 9
5	6 26	7 18	8 22	9 23	10 26	11 13
12	13 19	14 20	15 19	16 16	17 17	18 6
19	20 10	21 7	22 5	23 8	24 3	25
26 1	27 5	28 2	29 3	30 2	31 2	



Our Expectations



Shift from quantity to quality GPDPs; emphasis on monitoring & implementation



Focused planning, targeting Sustainable Development Goals with extensive participation of line department



Inclusion of Village Poverty Reduction Plan (VPRP) in GPDP



Evidence based planning- MA Gaps; PDSS, Gram Manchitra etc. Emphasis on Monitoring



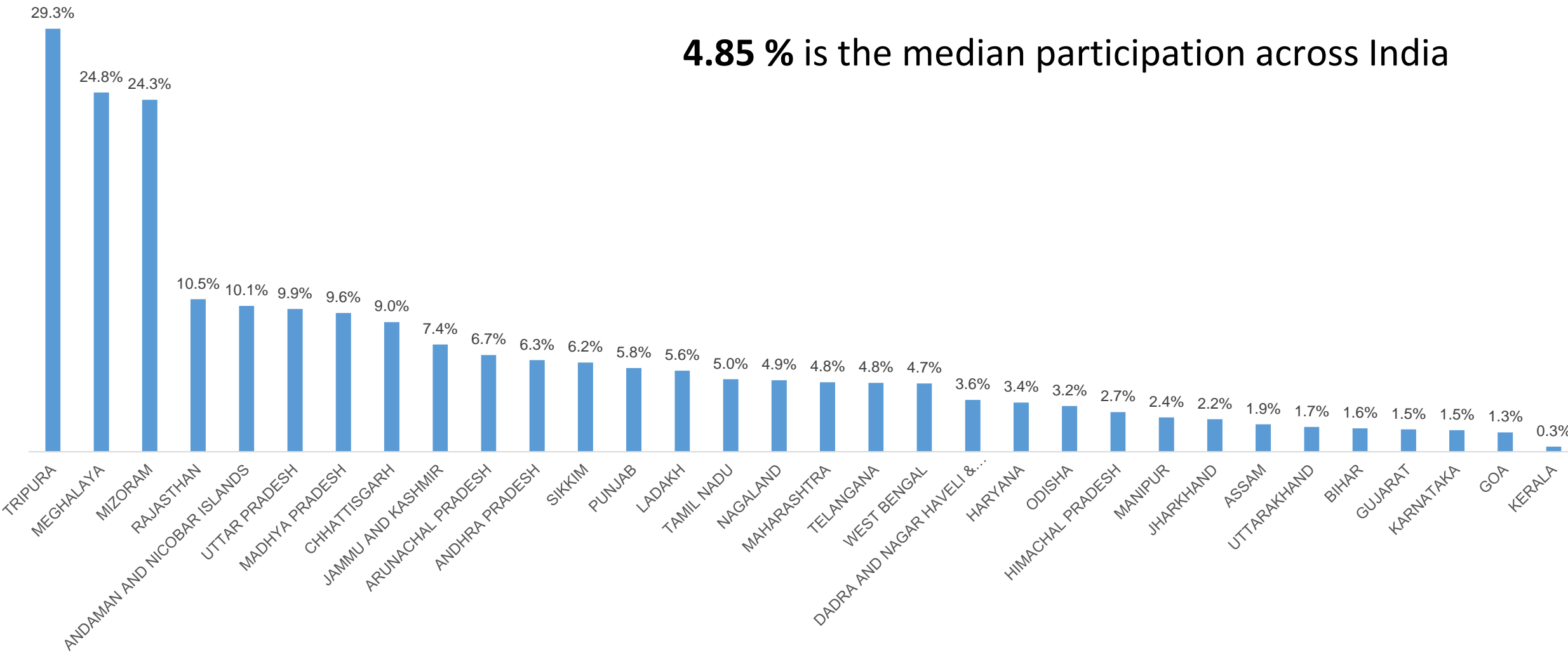
Timely completion of campaign activities; **States with Elections to complete campaign before model code of conduct**



NIRDPR & SIRDs to anchor Capacity Building efforts & handholding support

THANK YOU & ALL THE BEST

% OF PEOPLE PARTICIPATION vs GS SIZE






Participation of Line Departments

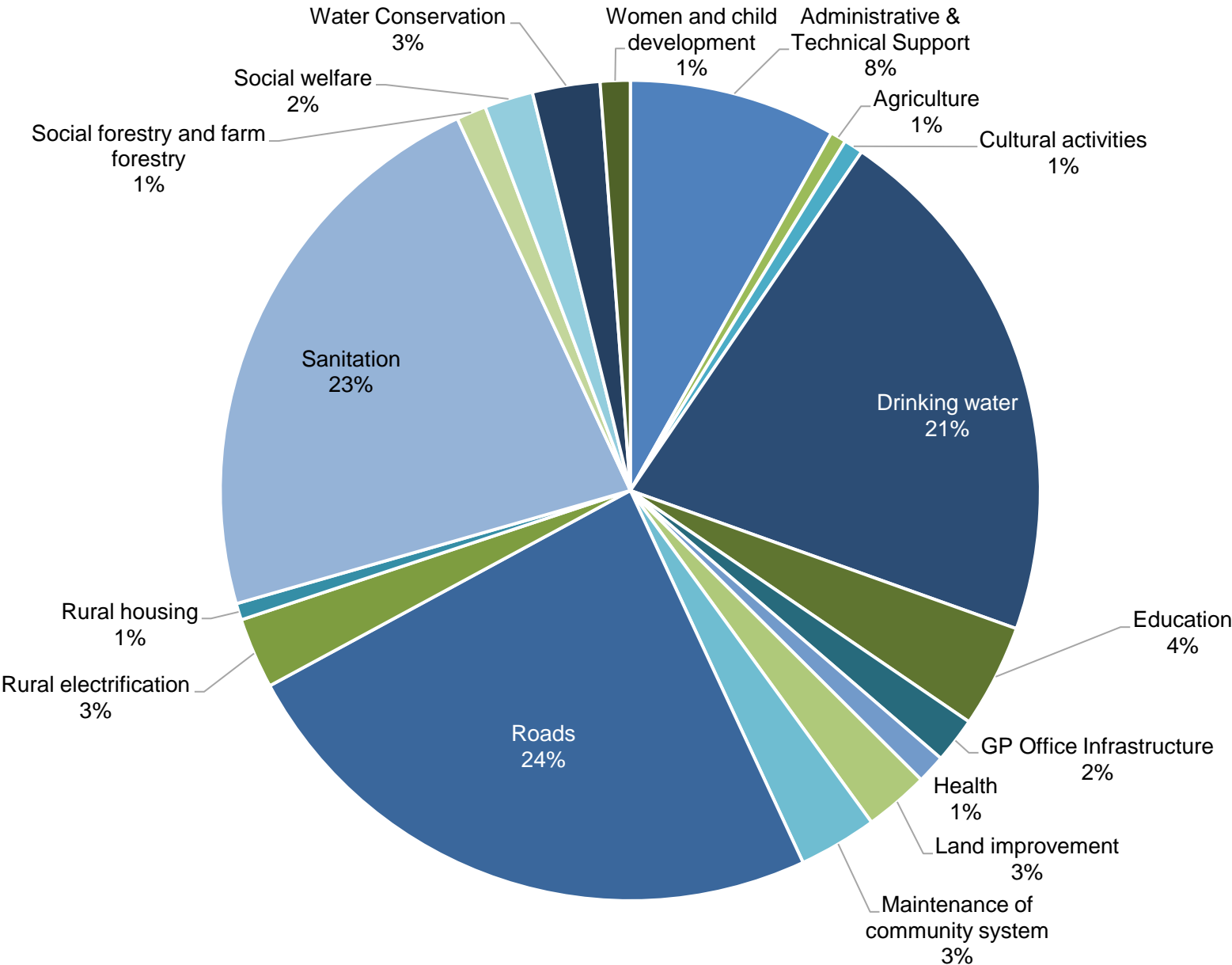


D/o of Animal Husbandry & Dairying, D/o Social Welfare, D/o Drinking Water with less than 40,000 participation across all GPs

Total GPDPs available in Public Domain (e-Gram SWARAJ)	2,56,122
Facilitator Feedback reports	2,56,122
Participation of Frontline workers from	
D/o Education	1,66,759
D/o Women & Child Development	1,37,926
D/o Agriculture	1,08,127
D/o Health & Family Welfare	74,555



SECTORAL ANALYSIS Year 2021-22

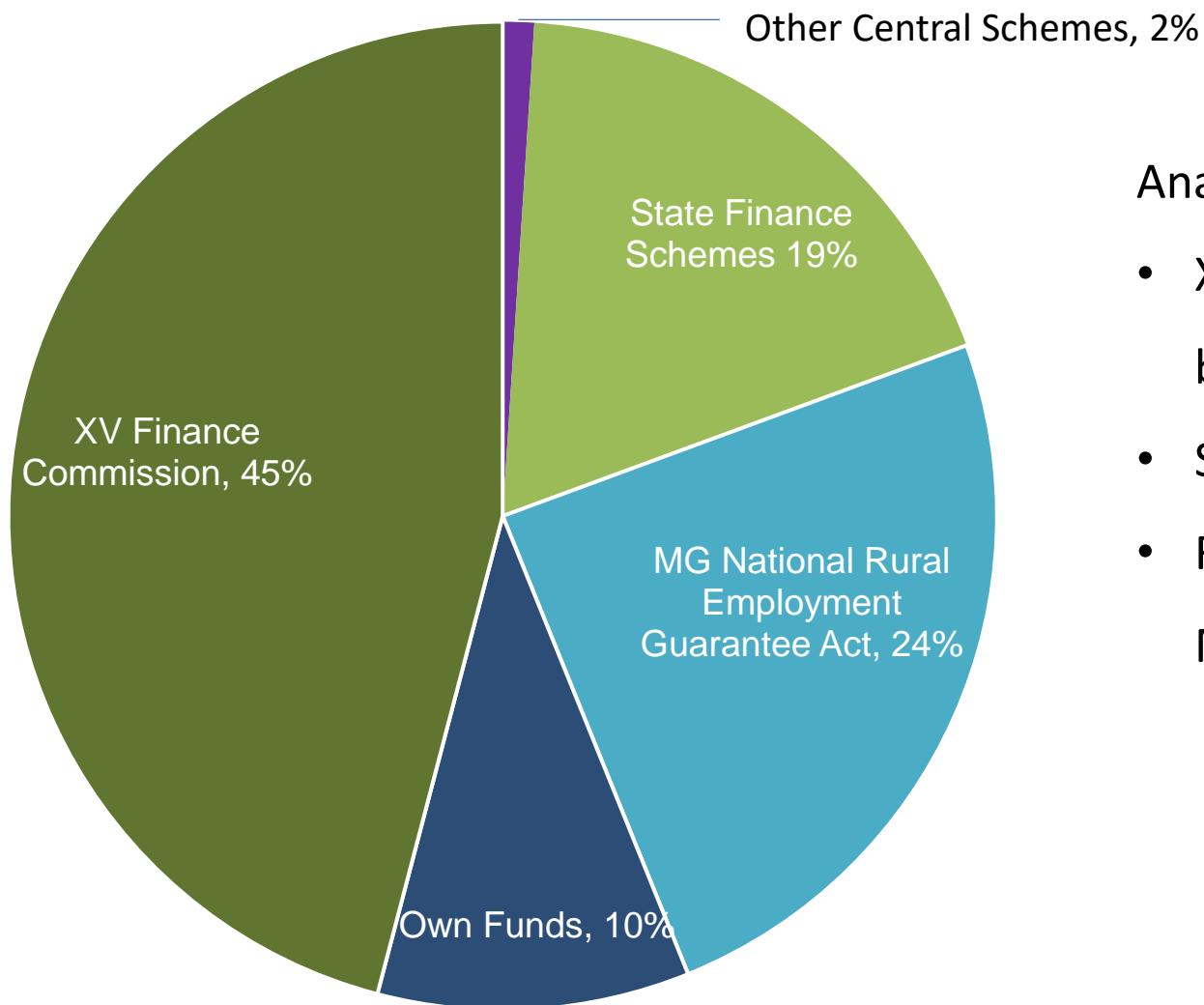


Analysed Points:

- Major development in Roads, Drinking Water, Sanitation
- Education, Agriculture, WCD should also be given priority



RESOURCE ENVELOPE ANALYSIS FY 2021-22



Analysed Points:

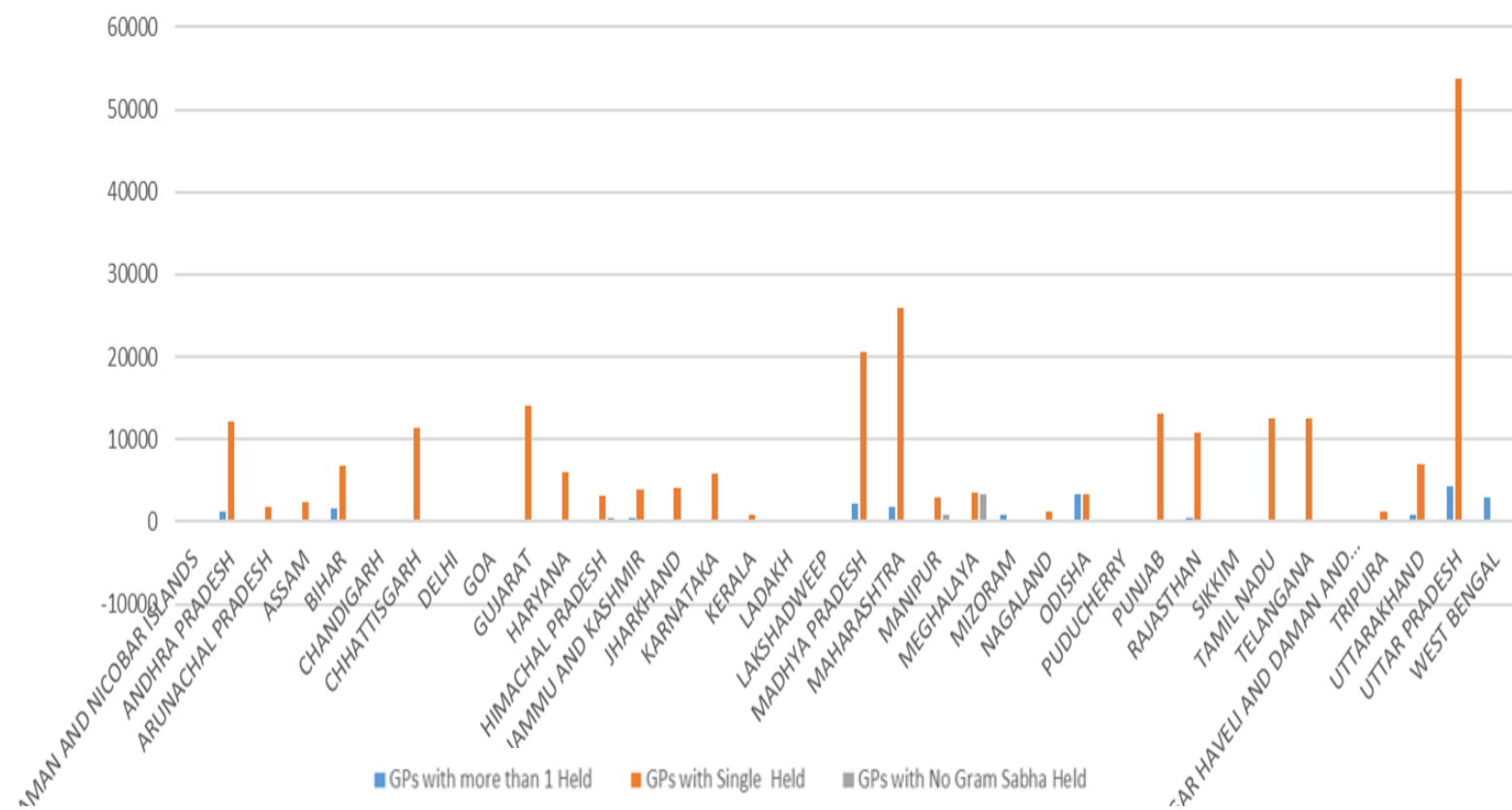
- XVFC Grants, MGNREGA forms most part of budget across country
- State Finance Comm. schemes are also added
- Flagship schemes/programmes of line Ministries are missing

Total Resource Envelope ₹ 1,34,440 Cr



GRAM SABHA ANALYSIS 2020

State Wise Gram Sabha Held Details



- States such as **MP, Odisha, West Bengal, Bihar** are conducting more than one special Gram Sabha.
- 90% of States/UTs are conducting a single Gram Sabha and amalgamating all elements of GPDP cycle.
- Mandatory Gram Sabha related guidelines may be shared before and during PPC by all States

Total GP and Equivalent	GPs with more than 1 Held	GPs with Single Held	GPs with No Gram Sabha Held
269824	22135	241822	5867



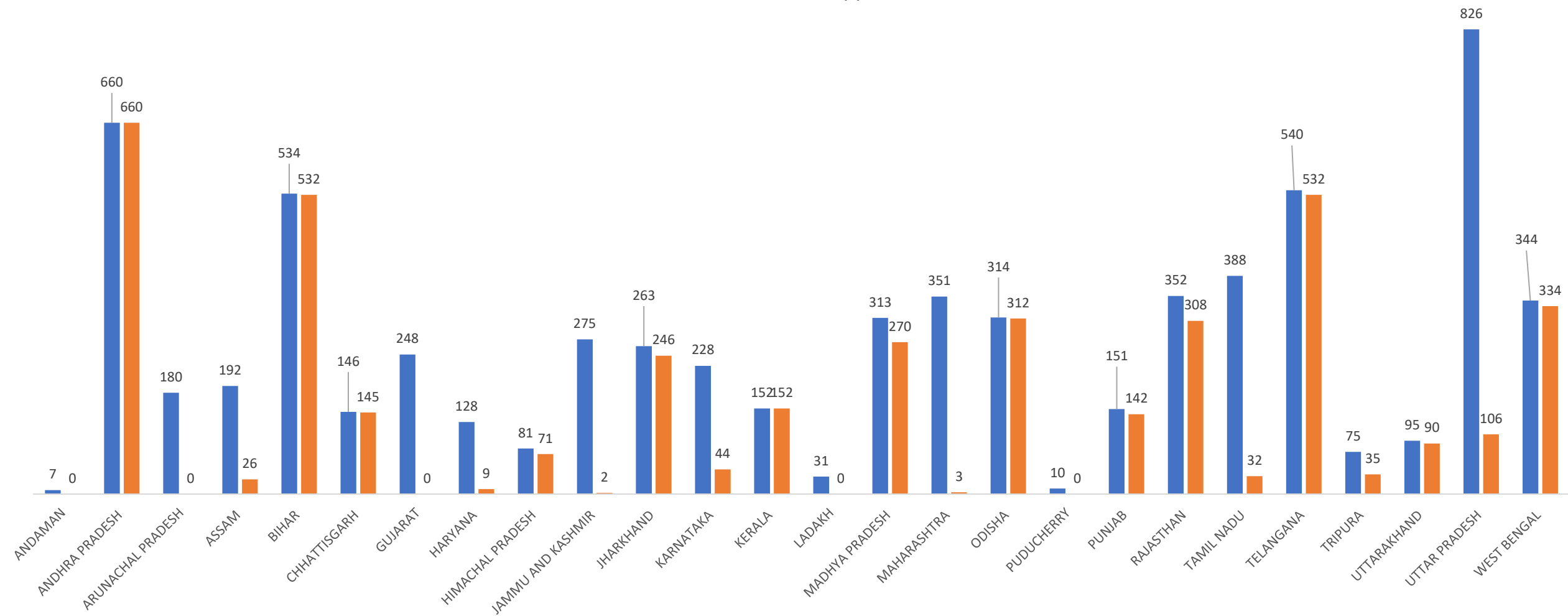
PLANNING EXECUTION

Plan Year : 2020-21			Status of Activity						
S.No	State Name	Total GDPDs	Total Activities	Not Started	On Going	% Ongoing	Completed	% Completed	Abandoned
1	ANDAMAN AND NICOBAR ISLANDS	70	5616	5614		0%		0%	2
2	ANDHRA PRADESH	13378	144906	144801	10	0%		0%	95
3	ARUNACHAL PRADESH	1544	4293	4288	1	0%		0%	4
4	ASSAM	1938	26002	22152	2961	11%	1	0%	888
5	BIHAR	8930	269264	182076	36753	14%	49	0%	50431
6	CHHATTISGARH	11834	219723	165967	32992	15%	19	0%	20736
7	GOA	191	5407	4383	780	14%		0%	244
8	GUJARAT	14225	141080	117675	14128	10%	26	0%	9254
9	HARYANA	6168	51596	41082	8262	16%	567	1%	1679
10	HIMACHAL PRADESH	3260	99995	99840	78	0%		0%	77
11	JAMMU AND KASHMIR	8	104	100	4	4%		0%	
12	JHARKHAND	4621	313842	230560	70471	22%	128	0%	12683
13	KARNATAKA	6255	329727	144976	140154	43%	184	0%	44407
14	KERALA	941	37358	37358		0%		0%	
15	MADHYA PRADESH	23154	359800	259853	59004	16%	107	0%	40836
16	MAHARASHTRA	27902	461996	415979	17924	4%	20	0%	28069
17	MANIPUR	170	25507	24292	1181	5%		0%	34
18	MIZORAM	834	3880	2828	1049	27%	3	0%	
19	ODISHA	7116	200927	142123	51888	26%	53	0%	6862
20	PUNJAB	12256	49466	35899	11838	24%		0%	1729
21	RAJASTHAN	11411	443436	399859	34874	8%	111	0%	8601
22	SIKKIM	186	4084	4032	47	1%		0%	5
23	TAMIL NADU	12031	89699	83081	6418	7%	3	0%	197
24	TELANGANA	12764	125888	123830	1886	1%	6	0%	166
25	TRIPURA	1253	258964	251011	3734	1%	6	0%	4213
26	UTTARAKHAND	7896	96536	83284	12276	13%	17	0%	959
27	UTTAR PRADESH	59494	3674521	2761000	908338	25%	88	0%	5093
28	WEST BENGAL	3584	1037258	961954	72533	7%	362	0%	2408
Country Level Data		2,53,414	84,80,875	67,49,897	14,89,584	18%	1,750	0.0	2,39,672

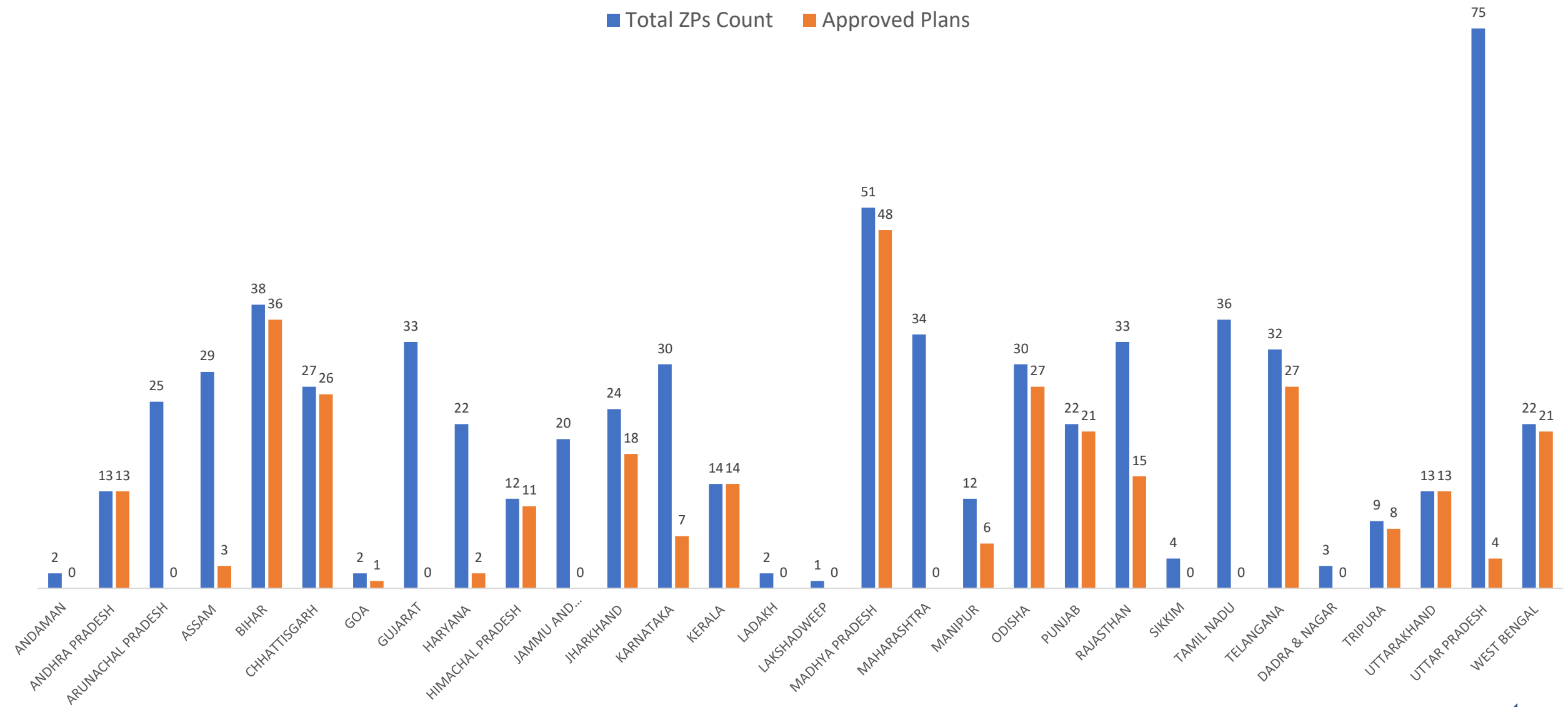


BPDP 2021-22 Statistics

■ Total BPs Count ■ Approved BPDP



DPDP 2021-22 Statistics





Community Mobilization



- Interpersonal Communication at local level through Gram Mitras to strengthen behaviour change at individual/ household and community levels:
 - Activities like Wall Painting, Door-to-door campaigns, Village Meetings, Nukkad Nataks, Gram Rath with Community Radio
- Mass Media
 - Proper material like Press Notes, Booklets, Pamphlets, etc.
- Use of Social Media
 - Effective Whatsapp/Facebook/Instagram/Twitter/ Youtube/ Google etc. ad campaigns on all ongoing activities
- Regular Felicitation of local champions and leveraging local communities
 - Organizing Grand Maha-Mahotsav at city level for complete exposure of the mission and engaging CSR bodies
- Collaboration with other agencies
 - NCC/Schools/District Administration/Renowned Dignitaries/ Celebrities/ Industrialists/ Businessmen etc.





MoPR & MORD: SHG - VPRP



Increasing the efficiency and reach of poor centric programmes

Better participatory planning by the Panchayat along with the community organization network

Improved Community Based monitoring and Social Audit

Democratically conscious community to help strengthen and sustain local government institutions and increase community ownership of public programs





Gram Sankalp



- Sankalp helps in establishing key development goal for the GPs
- Gram Panchayats to take up at least one SDG subject as Sankalp
- A detailed discussion of Sankalp during Gram Sabhas
- Sankalp should be related to existing laggard sectors, these can be from 29 sectors of Indian constitution
- Banners and appropriate publicity arrangements to be made in Gram Sabhas for communication of Sankalp to masses





Vibrant Gram Sabhas



- 12 Gram Sabhas to be scheduled every year
- The minimum quorum for the meeting should be 10% of the members out of which at least 30% should be women
- Awareness generation and active communication to ensure maximum attendance of all eligible citizens
- Events such as Health camps, inspection of schools/ health centres etc., may also be considered for being tagged along with the Gram Sabha meetings

